


Annexure-4

List of Operational Creditors (Employees)


Name of the Corporate Debtor: Noslar International Limited, In Liquidation; Date of Commencement of Liquidation: 28-02-2020; List of Stakeholders as on 02.12.2022

(Amount in Rs.)

Sl. No.	Name of authorised Representative if any	Name of Employee	Identification No.	Details of claim received			Details of claim admitted			Amount of contingent claim	Amount of any mutual dues, that may be set-off	Amount of claim rejected	Amount of claim under verification	Remarks, if any	
				Date of receipt	Amount claimed	Amount of claim admitted	Amount of claim for the period of preceding twelve months preceding the liquidation commencement date	Nature of claim	% of share in total amount of claim admitted of Employees	% share in total amount of claims admitted of all categories	% share in total amount of claims admitted of all categories (Excluding promoter shareholders for voting purpose)				
1	Mr. Manjiti Singh, representative of Workmen and Employees	Ritesh Sood		07-06-2020	1,38,822	1,17,345	-	Employees Claims	1.33%	0.0241%	0.0261%	-	-	21,477	-
2		Rakesh Kumar Gupta		26-03-2020	5,98,490	3,27,082	-	Employees Claims	3.72%	0.0671%	0.0727%	-	-	2,71,408	-
3		Arbind Kumar Vishwakarma		24-03-2020	1,28,108	92,503	-	Employees Claims	1.05%	0.0190%	0.0206%	-	-	35,605	-
4		Anant Sharma		24-03-2020	33,707	33,707	-	Employees Claims	0.38%	0.0069%	0.0075%	-	-	-	-
5		Monu Yadav		23-03-2020	25,441	25,441	-	Employees Claims	0.29%	0.0052%	0.0057%	-	-	-	-
6		Mohammad Shareef		22-03-2020	1,30,559	43,717	-	Employees Claims	0.50%	0.0090%	0.0097%	-	-	86,842	-
7		Anand Kumar Srivastawa		22-03-2020	71,196	18,982	-	Employees Claims	0.22%	0.0039%	0.0042%	-	12,628	52,214	-
8		Pradeep Kumar Vishwakarma		22-03-2020	53,968	19,748	-	Employees Claims	0.22%	0.0041%	0.0044%	-	-	14,220	-
9		Mirza Sarfarazbeg		22-03-2020	1,32,645	-	-	Employees Claims	0.00%	0.0000%	0.0000%	-	46,846	54,595	-
10		Durga Prasad Soni		21-03-2020	28,731	28,731	-	Employees Claims	0.33%	0.0059%	0.0064%	-	-	-	-
11		Dharmraj Singh		20-05-2020	50,065	30,115	-	Employees Claims	0.34%	0.0062%	0.0067%	-	-	19,950	-
12		Chaturbhuj Dash		12-05-2020	20,973	20,973	-	Employees Claims	0.24%	0.0043%	0.0047%	-	-	-	-
13		Atar Singh Sakhya		19-03-2020	91,463	34,077	-	Employees Claims	0.39%	0.0070%	0.0076%	-	-	57,386	-
14		Yogendra Pal Agarwal		20-03-2020	1,03,675	60,185	-	Employees Claims	0.68%	0.0123%	0.0134%	-	-	43,490	-
15		Ashok Kumar Jam		21-05-2020	2,48,944	80,396	-	Employees Claims	0.91%	0.0165%	0.0179%	-	-	1,68,548	-
16		Henraj Digambarrao Shende		27-03-2020	91,650	77,390	-	Employees Claims	0.88%	0.0159%	0.0172%	-	-	14,260	-
17		Tulsi Ram Saroj		27-03-2020	2,55,570	2,11,215	-	Employees Claims	2.40%	0.0433%	0.0469%	-	8,030	44,355	-
18		Nandani Laxman Rao		28-03-2020	34,630	34,630	-	Employees Claims	0.39%	0.0071%	0.0077%	-	-	-	-



															(Amount in Rs.)	
Sl. No.	Name of authorised Representative if any	Name of Employee	Identification No.	Details of claim received		Details of claim admitted						Amount of contingent claim	Amount of any mutual dues, that may be set-off	Amount of claim rejected	Amount of claim under verification	Remarks, if any
				Date of receipt	Amount claimed	Amount of claim admitted	Amount of claim for the period of twelve months preceding the liquidation commencement date	Nature of claim	% of share in total amount of claim admitted of Employees	% share in total amount of claims admitted of all categories	% share in total amount of claims admitted of all categories (Excluding promoter shareholders for voting purpose)					
19		Rajendra Kumar Choudhry		20-05-2020	1,02,865	91,768	-	Employees Claims	1.04%	0.0188%	0.0204%	-	-	11,097	-	
20		Parveen Kumar		23-06-2020	85,637	29,952	-	Employees Claims	0.34%	0.0061%	0.0067%	-	-	55,685	-	
21		Pradeep Kumar Shukla		29-03-2020	88,792	88,792	-	Employees Claims	1.01%	0.0182%	0.0197%	-	-	-	-	
22		Shailendra Saxena		20-05-2020	1,58,375	50,214	-	Employees Claims	0.57%	0.0103%	0.0112%	-	-	1,08,161	-	
23		Dal Bahadur Thapa		13-04-2020	24,532	24,532	-	Employees Claims	0.28%	0.0050%	0.0055%	-	500	-	-	
24		Mahavir Singh		20-05-2020	39,201	39,201	-	Employees Claims	0.45%	0.0080%	0.0087%	-	3,000	-	-	
25		Sanjay Kumar Garg		20-05-2020	1,31,705	61,426	-	Employees Claims	0.70%	0.0126%	0.0136%	-	-	70,279	-	
26		Yugal Kishore Sharma		15-05-2020	1,42,586	81,143	-	Employees Claims	0.92%	0.0166%	0.0180%	-	-	61,443	-	
27		Manjit Singh		19-05-2020	1,90,085	1,65,086	-	Employees Claims	1.88%	0.0339%	0.0367%	-	24,999	-	-	
28		Sanjay Kumar Singh		21-05-2020	60,883	39,782	-	Employees Claims	0.45%	0.0082%	0.0088%	-	-	21,101	-	
29		Jayesh Nemavarkar		21-05-2020	1,12,265	91,221	-	Employees Claims	1.04%	0.0187%	0.0203%	-	1,560	19,484	-	
30		Sanjay Ranjhade		21-05-2020	1,48,893	63,404	-	Employees Claims	0.72%	0.0130%	0.0141%	-	-	85,489	-	
31		Arvind Kumar Koundal		21-05-2020	1,58,661	91,647	-	Employees Claims	1.04%	0.0188%	0.0204%	-	3,130	63,884	-	
32		Santosh Kumar Dubey		21-05-2020	1,47,417	93,984	-	Employees Claims	1.07%	0.0193%	0.0209%	-	-	53,433	-	
33		Prem Sagar Sharma		21-05-2020	5,75,050	-	-	Employees Claims	0.00%	0.0000%	0.0000%	-	1,12,413	3,68,550	-	
34		Dilip Singh Chauhan		21-05-2020	1,15,573	61,143	-	Employees Claims	0.70%	0.0125%	0.0136%	-	-	54,430	-	
35		Vivek Jadhav		21-05-2020	1,19,998	68,830	-	Employees Claims	0.78%	0.0141%	0.0153%	-	1,842	51,168	-	
36		Parag Valuskar		21-05-2020	90,937	37,864	-	Employees Claims	0.43%	0.0078%	0.0084%	-	-	53,073	-	
37		Sanjit Kumar Singh		20-05-2020	37,365	36,458	-	Employees Claims	0.41%	0.0075%	0.0081%	-	-	907	-	
38		Arjun Singh		20-05-2020	21,942	21,942	-	Employees Claims	0.25%	0.0045%	0.0049%	-	-	-	-	
39		Prabhu Narayan Pandey		21-05-2020	1,30,429	51,390	-	Employees Claims	0.58%	0.0105%	0.0114%	-	-	79,039	-	




Sl. No.	Name of authorised Representative if any	Name of Employee	Identification No.	Details of claim received		Details of claim admitted					(Amount in Rs.)				
				Date of receipt	Amount claimed	Amount of claim admitted	Amount of claim for the period of preceding of twelve months preceding the liquidation commencement date	Nature of claim	% of share in total amount of claim admitted of Employees	% share in total amount of claims admitted of all categories	% share in total amount of claims admitted of all categories (Excluding promoter shareholders for voting purpose)	Amount of contingent claim	Amount of any mutual dues, that may be set-off	Amount of claim rejected	Amount of claim under verification
40		Manoj Kumar Shakla		20-05-2020	69,102	30,048	-	Employees Claims	0.34%	0.0062%	0.0067%	-	19,308	19,746	-
41		Suneshwar Singh		20-05-2020	1,03,464	39,885	-	Employees Claims	0.45%	0.0082%	0.0089%	-	-	63,579	-
42		Rakesh Kumar Sinha		20-05-2020	55,000	47,351	-	Employees Claims	0.54%	0.0097%	0.0105%	-	-	7,649	-
43		Tapan Sarkar		20-05-2020	1,38,827	66,913	-	Employees Claims	0.76%	0.0137%	0.0149%	-	-	71,914	-
44		Jang Bahadur Singh		20-05-2020	1,36,867	66,021	-	Employees Claims	0.75%	0.0135%	0.0147%	-	-	70,846	-
45		Suresh Verma		20-05-2020	94,212	48,982	-	Employees Claims	0.56%	0.0100%	0.0109%	-	-	45,230	-
46		Suresh Kumar		20-05-2020	27,826	27,826	-	Employees Claims	0.32%	0.0057%	0.0062%	-	-	-	-
47		Mahesh Kumar Ojha		07-06-2020	90,685	-	-	Employees Claims	0.00%	0.0000%	0.0000%	-	34,154	90,685	-
48		Ganga Prasad Verma		20-05-2020	84,381	34,420	-	Employees Claims	0.39%	0.0071%	0.0076%	-	-	49,961	-
49		Panchu Ram Sahu		20-05-2020	1,25,660	76,043	-	Employees Claims	0.86%	0.0156%	0.0169%	-	-	49,617	-
50		Pratap Chand Sharma		20-05-2020	3,44,079	2,04,375	-	Employees Claims	2.32%	0.0419%	0.0454%	-	6,500	1,33,704	-
51		Ramhet Sharma		20-05-2020	1,06,138	42,099	-	Employees Claims	0.48%	0.0086%	0.0094%	-	-	64,039	-
52		Mohd. Zahrudin		20-05-2020	1,48,261	53,320	-	Employees Claims	0.61%	0.0109%	0.0118%	-	-	94,941	-
53		Sukhendra Singh Baghel		20-05-2020	1,22,842	48,073	-	Employees Claims	0.55%	0.0099%	0.0107%	-	-	74,769	-
54		Anil Kumar Magarde		20-05-2020	93,621	47,230	-	Employees Claims	0.54%	0.0097%	0.0105%	-	-	46,391	-
55		Subendu Sarkar		25-06-2020	1,26,112	44,207	-	Employees Claims	0.50%	0.0091%	0.0098%	-	-	81,905	-
56		Nibendu Sarkar		25-06-2020	1,38,819	49,149	-	Employees Claims	0.56%	0.0101%	0.0109%	-	-	89,670	-
57		Krishan Lal chawla		05-05-2020	23,272	23,272	-	Employees Claims	0.26%	0.0048%	0.0052%	-	-	-	-
58		Jude Reilly		21-08-2020	46,196	46,196	-	Employees Claims	0.53%	0.0095%	0.0103%	-	-	-	-
59		Harish Chand		17-08-2020	77,330	52,859	-	Employees Claims	0.60%	0.0108%	0.0117%	-	-	24,471	-
60		Pavan Kumar Gupta		10-08-2020	86,177	79,060	-	Employees Claims	0.90%	0.0162%	0.0176%	-	-	7,117	-




Sl. No.	Name of authorised Representative if any	Name of Employee	Identification No.	Details of claim received			Details of claim admitted					Amount of contingent claim	Amount of any mutual dues, that may be set-off	Amount of claim rejected	Amount of claim under verification	Remarks, if any
				Date of receipt	Amount claimed	Amount of claim admitted	Amount of claim for the period of twelve months preceding the liquidation commencement date	Nature of claim	% of share in total amount of claim admitted of Employees	% share in total amount of claims admitted of all categories	% share in total amount of claims admitted of all categories (Excluding promoter shareholders for voting purpose)					
61		Devesh Agrawal		10-08-2020	1,32,793	1,32,793	-	Employees Claims	1.51%	0.0272%	0.0295%	-	-	-	-	
62		Govind Narain Tripathi		07-08-2020	94,258	83,163	-	Employees Claims	0.95%	0.0171%	0.0185%	-	11,500	-	-	
63		Ram Brilish Choudhary		23-06-2020	1,49,410	64,025	-	Employees Claims	0.73%	0.0131%	0.0142%	-	-	85,385	-	
64		Sachidanand Upadhyay		14-07-2020	56,051	56,051	-	Employees Claims	0.64%	0.0115%	0.0125%	-	-	-	-	
65		Anil Ramrao Salunke		17-07-2020	1,40,191	54,750	-	Employees Claims	0.62%	0.0112%	0.0122%	-	-	85,441	-	
66		Sanjay Raut		05-02-2021	58,063	58,063	-	Employees Claims	0.66%	0.0119%	0.0129%	-	-	-	-	
67		AJAY CHOUDHARY		As per books of account	25,574	25,574	-	Employees Claims	0.29%	0.0052%	0.0057%	-	-	-	-	
68		AJEET KUMAR SHARMA			51,020	51,020	-	Employees Claims	0.58%	0.0105%	0.0113%	-	-	-	-	
69		ARJUN DAS SHARMA			23,765	23,765	-	Employees Claims	0.27%	0.0049%	0.0053%	-	10,000	-	-	
70		ASHOK KUMAR SHUKLA			56,066	56,066	-	Employees Claims	0.64%	0.0115%	0.0125%	-	-	-	-	
71		BAJRANGWALI			44,028	44,028	-	Employees Claims	0.50%	0.0090%	0.0098%	-	3,000	-	-	
72		BENI RAM AHRWAR			44,293	44,293	-	Employees Claims	0.50%	0.0091%	0.0098%	-	-	-	-	
73		BIRENDRA KUMAR			92,948	92,948	-	Employees Claims	1.06%	0.0191%	0.0207%	-	-	-	-	
74		BRUJ KISHORE			28,339	28,339	-	Employees Claims	0.32%	0.0058%	0.0063%	-	-	-	-	
75		DAKSH PAHWA			4,86,516	4,86,516	-	Employees Claims	5.53%	0.0998%	0.1081%	-	-	-	-	
76		DEEPAK TIWARI			2,841	2,841	-	Employees Claims	0.03%	0.0006%	0.0006%	-	-	-	-	
77		DINESH KUMAR TRIPATHI			52,882	52,882	-	Employees Claims	0.60%	0.0108%	0.0117%	-	-	-	-	
78		GAGAN SARKAR			5,776	5,776	-	Employees Claims	0.07%	0.0012%	0.0013%	-	-	-	-	
79		GAY A RAM YADAV			32,618	32,618	-	Employees Claims	0.37%	0.0067%	0.0072%	-	-	-	-	
80		GOVERDHAN SAHU			13,873	13,873	-	Employees Claims	0.16%	0.0028%	0.0031%	-	2,500	-	-	
81		HARE RAM DUBEY			39,852	39,852	-	Employees Claims	0.45%	0.0082%	0.0089%	-	-	-	-	




Sl. No.	Name of authorised Representative if any	Name of Employee	Identification No.	Details of claim received			Details of claim admitted				Amount of contingent claim	Amount of any mutual dues, that may be set-off	Amount of claim rejected	Amount of claim under verification	Remarks, if any	
				Date of receipt	Amount claimed	Amount of claim admitted	Amount of claim for the period of preceding of twelve months preceding the liquidation commencement date	Nature of claim	% of share in total amount of claim admitted of Employees	% share in total amount of claims admitted of all categories						% share in total amount of claims admitted of all categories (Excluding promoter shareholders for voting purpose)
82		HARI SINGH NAGAR			20,160	20,160	-	Employees Claims	0.23%	0.0041%	0.0045%	-	-	-	-	
83		HARK BAHADUR			63,233	63,233	-	Employees Claims	0.72%	0.0130%	0.0140%	-	-	-	-	
84		HEMANT SHARMA			18,154	18,154	-	Employees Claims	0.21%	0.0037%	0.0040%	-	-	-	-	
85		KALLU RAY			4,511	4,511	-	Employees Claims	0.05%	0.0009%	0.0010%	-	-	-	-	
86		LOKESH RATHORE			69,292	69,292	-	Employees Claims	0.79%	0.0142%	0.0154%	-	-	-	-	
87		MAHENDRA PANDEY			52,328	52,328	-	Employees Claims	0.60%	0.0107%	0.0116%	-	-	-	-	
88		MANOJ KUMAR SHARMA			61,312	61,312	-	Employees Claims	0.70%	0.0126%	0.0136%	-	-	-	-	
89		MANOJ KUMAR YADAV			32,177	32,177	-	Employees Claims	0.37%	0.0066%	0.0071%	-	-	-	-	
90		MEEN BAHADUR			30,157	30,157	-	Employees Claims	0.34%	0.0062%	0.0067%	-	-	-	-	
91		MITHILA PSD MISHRA			51,584	51,584	-	Employees Claims	0.59%	0.0106%	0.0115%	-	-	-	-	
92		NAGENDRA PANDEY			45,752	45,752	-	Employees Claims	0.52%	0.0094%	0.0102%	-	-	-	-	
93		NARAYAN SINGH NAGAR			26,984	26,984	-	Employees Claims	0.31%	0.0055%	0.0060%	-	200	-	-	
94		NARENDRA SINGH YADAV			14,308	14,308	-	Employees Claims	0.16%	0.0029%	0.0032%	-	-	-	-	
95		NARMADA VISHWAKARMA			28,834	28,834	-	Employees Claims	0.33%	0.0059%	0.0064%	-	-	-	-	
96		PANKAJ SHARMA			1,17,154	1,17,154	-	Employees Claims	1.33%	0.0240%	0.0260%	-	-	-	-	
97		PAWAN KUMAR SAHU			55,672	55,672	-	Employees Claims	0.63%	0.0114%	0.0124%	-	-	-	-	
98		PAWAN SAHARIYA			4,691	4,691	-	Employees Claims	0.05%	0.0010%	0.0010%	-	-	-	-	
99		PRADEEP KUMAR PANWAR			53,495	53,495	-	Employees Claims	0.61%	0.0110%	0.0119%	-	-	-	-	
100		PRAMENDRA SINGH JADON			52,131	52,131	-	Employees Claims	0.59%	0.0107%	0.0116%	-	-	-	-	
101		PRASHANTHA NANDAVAR			40,420	40,420	-	Employees Claims	0.46%	0.0083%	0.0090%	-	-	-	-	
102		PRIYANKASH MOHAN			1,72,062	1,72,062	-	Employees Claims	1.96%	0.0353%	0.0382%	-	-	-	-	



Sl. No.	Name of authorised Representative if any	Name of Employee	Identification No.	Details of claim received			Details of claim admitted				Amount of contingent claim	Amount of any mutual dues, that may be set-off	Amount of claim rejected	Amount of claim under verification	Remarks, if any	(Amount in Rs.)	
				Date of receipt	Amount claimed	Amount of claim admitted	Amount of claim for the period of preceding of twelve months preceding the liquidation commencement date	Nature of claim	% of share in total amount of claim admitted of Employees	% share in total amount of claims admitted of all categories							% share in total amount of claims admitted of all categories (Excluding promoter shareholders for voting purpose)
103		RAJ KUMAR MISHRA			35,223	35,223	-	Employees Claims	0.40%	0.0072%	0.0078%	-	-	-	-		
104		RAJ MANI PANDEY			43,649	43,649	-	Employees Claims	0.50%	0.0090%	0.0097%	-	-	-	-		
105		RAJENDRA PRASAD			35,806	35,806	-	Employees Claims	0.41%	0.0073%	0.0080%	-	-	-	-		
106		RAJENDRA SINGH BAGHEL			44,555	44,555	-	Employees Claims	0.51%	0.0091%	0.0099%	-	-	-	-		
107		RAJU KUMAR SINGH			43,851	43,851	-	Employees Claims	0.50%	0.0090%	0.0097%	-	-	-	-		
108		RAM BAHADUR SINGH			50,664	50,664	-	Employees Claims	0.58%	0.0104%	0.0113%	-	-	-	-		
109		RAM BAHORI TIWARI			36,124	36,124	-	Employees Claims	0.41%	0.0074%	0.0080%	-	-	-	-		
110		RAM BHUWAN PATEL			54,153	54,153	-	Employees Claims	0.62%	0.0111%	0.0120%	-	-	-	-		
111		RAM KUMAR DUBEY			67,035	67,035	-	Employees Claims	0.76%	0.0137%	0.0149%	-	-	-	-		
112		RAMASHREY			34,369	34,369	-	Employees Claims	0.39%	0.0070%	0.0076%	-	-	-	-		
113		RAMJI YADAV			50,202	50,202	-	Employees Claims	0.57%	0.0103%	0.0112%	-	-	-	-		
114		RATAN SARKAR			23,875	23,875	-	Employees Claims	0.27%	0.0049%	0.0053%	-	-	-	-		
115		RIYA			3,749	3,749	-	Employees Claims	0.04%	0.0008%	0.0008%	-	-	-	-		
116		SAKSHI HORA			59,485	59,485	-	Employees Claims	0.68%	0.0122%	0.0132%	-	-	-	-		
117		SAMPAT Psd. SAKESH			47,058	47,058	-	Employees Claims	0.54%	0.0097%	0.0105%	-	-	-	-		
118		SANJAY SHARMA			33,817	33,817	-	Employees Claims	0.38%	0.0069%	0.0075%	-	-	-	-		
119		SANTOSH MALVIYA			55,776	55,776	-	Employees Claims	0.63%	0.0114%	0.0124%	-	-	-	-		
120		SANTOSH MISHRA			51,756	51,756	-	Employees Claims	0.59%	0.0106%	0.0115%	-	-	-	-		
121		SANTOSH SINGH			95,271	95,271	-	Employees Claims	1.08%	0.0195%	0.0212%	-	-	-	-		
122		SHAILENDRA GOYAL			58,600	58,600	-	Employees Claims	0.67%	0.0120%	0.0130%	-	-	-	-		
123		SHI SH RAO KHATERKER			35,277	35,277	-	Employees Claims	0.40%	0.0072%	0.0078%	-	-	-	-		



														(Amount in Rs.)	
Sl. No.	Name of authorised Representative if any	Name of Employee	Identification No.	Details of claim received			Details of claim admitted				Amount of contingent claim	Amount of any mutual dues, that may be set-off	Amount of claim rejected	Amount of claim under verification	Remarks, if any
				Date of receipt	Amount claimed	Amount of claim admitted	Amount of claim for the period of preceding of twelve months preceding the liquidation commencement date	Nature of claim	% of share in total amount of claim admitted of Employees	% share in total amount of claims admitted of all categories					
124		SITA MISHRA			54,426	54,426	-	Employees Claims	0.62%	0.0112%	0.0121%	-	-	-	-
125		SITA RAM MEHTO			49,628	49,628	-	Employees Claims	0.56%	0.0102%	0.0110%	-	-	-	-
126		SUDHIR SINGH			34,418	34,418	-	Employees Claims	0.39%	0.0071%	0.0076%	-	-	-	-
127		SURESH CHOKSE			73,442	73,442	-	Employees Claims	0.84%	0.0151%	0.0163%	-	-	-	-
128		AJAY GULATI			3,251	3,251	-	Employees Claims	0.04%	0.0007%	0.0007%	-	-	-	-
129		AJEET KUMAR SINGH			6,901	6,901	-	Employees Claims	0.08%	0.0014%	0.0015%	-	-	-	-
130		AKHILESH CHAND GAUTAM			13,862	13,862	-	Employees Claims	0.16%	0.0028%	0.0031%	-	-	-	-
131		ANIL KUMAR SHUKLA			3,779	3,779	-	Employees Claims	0.04%	0.0008%	0.0008%	-	-	-	-
132		ANUJ BHUTANI			5,125	5,125	-	Employees Claims	0.06%	0.0011%	0.0011%	-	-	-	-
133		ANURAG GOUTAM			34,894	34,894	-	Employees Claims	0.40%	0.0072%	0.0078%	-	-	-	-
134		ARIGELA S. MURTY			23,908	23,908	-	Employees Claims	0.27%	0.0049%	0.0053%	-	-	-	-
135		ASHISH KUMAR DUBEY			20,240	20,240	-	Employees Claims	0.23%	0.0042%	0.0045%	-	-	-	-
136		BHAGWATI PRASAD			1,933	1,933	-	Employees Claims	0.02%	0.0004%	0.0004%	-	-	-	-
137		CHANDRABHUSHAN RAI			54,756	54,756	-	Employees Claims	0.62%	0.0112%	0.0122%	-	-	-	-
138		D DIVAKARA RAO			1,30,522	1,30,522	-	Employees Claims	1.48%	0.0268%	0.0290%	-	-	-	-
139		DEEPAK D THOR			46,992	46,992	-	Employees Claims	0.53%	0.0096%	0.0104%	-	-	-	-
140		DEEPAK YADAV			1,679	1,679	-	Employees Claims	0.02%	0.0003%	0.0004%	-	-	-	-
141		DHARMENDRA SHUKLA			23,978	23,978	-	Employees Claims	0.27%	0.0049%	0.0053%	-	-	-	-
142		DHIRNDRANATH			1,353	1,353	-	Employees Claims	0.02%	0.0003%	0.0003%	-	-	-	-
143		DINESH RATHORE			4,707	4,707	-	Employees Claims	0.05%	0.0010%	0.0010%	-	-	-	-
144		GOVIND L. GANANDE			6,714	6,714	-	Employees Claims	0.08%	0.0014%	0.0015%	-	-	-	-



Sl. No.	Name of authorised Representative if any	Name of Employee	Identification No.	Details of claim received			Details of claim admitted				Amount of contingent claim	Amount of any mutual dues, that may be set-off	Amount of claim rejected	Amount of claim under verification	Remarks, if any	
				Date of receipt	Amount claimed	Amount of claim admitted	Amount of claim for the period of preceding of twelve months preceding the liquidation commencement date	Nature of claim	% of share in total amount of claim admitted of Employees	% share in total amount of claims admitted of all categories						% share in total amount of claims admitted of all categories (Excluding promoter shareholders for voting purpose)
145		JITENDRA KUMAR SINGH			22,535	22,535	-	Employees Claims	0.26%	0.0046%	0.0050%	-	-	-	-	
146		KARUMURI VEERANAGA KR.			65,907	65,907	-	Employees Claims	0.75%	0.0135%	0.0146%	-	-	-	-	
147		LALIT KUMAR GUPTA			3,987	3,987	-	Employees Claims	0.05%	0.0008%	0.0009%	-	-	-	-	
148		LASARAM K. DHABALE			68,875	68,875	-	Employees Claims	0.78%	0.0141%	0.0153%	-	-	-	-	
149		MAHESH KUMAR YADAV			31,386	31,386	-	Employees Claims	0.36%	0.0064%	0.0070%	-	-	-	-	
150		MAHESH PAROLKAR			30,626	30,626	-	Employees Claims	0.35%	0.0063%	0.0068%	-	-	-	-	
151		MANAS KUMAR MUKHARJEE			20,524	20,524	-	Employees Claims	0.23%	0.0042%	0.0046%	-	-	-	-	
152		MANJEET SINGH			30,116	30,116	-	Employees Claims	0.34%	0.0062%	0.0067%	-	-	-	-	
153		MANOJ KUMAR VERMA			25,011	25,011	-	Employees Claims	0.28%	0.0051%	0.0056%	-	-	-	-	
154		MAYUR KALASH			2,760	2,760	-	Employees Claims	0.03%	0.0006%	0.0006%	-	-	-	-	
155		MOHINDER KR. THAKUR			49,553	49,553	-	Employees Claims	0.56%	0.0102%	0.0110%	-	-	-	-	



Sl. No.	Name of authorised Representative if any	Name of Employee	Identification No.	Details of claim received		Details of claim admitted				(Amount in Rs.)			Remarks, if any		
				Date of receipt	Amount claimed	Amount of claim admitted	Amount of claim for the period of twelve months preceding the liquidation commencement date	Nature of claim	% of share in total amount of claim admitted of Employees	% share in total amount of claims admitted of all categories	% share in total amount of claims admitted of all categories (Excluding promoter shareholders for voting purpose)	Amount of contingent claim		Amount of any mutual dues, that may be set-off	Amount of claim rejected
156		MUKESH KUMAR SINGH			13,021	13,021	-	Employees Claims	0.15%	0.0027%	0.0029%	-	-	-	-
157		N.RAM MOHAN RAO			30,305	30,305	-	Employees Claims	0.34%	0.0062%	0.0067%	-	-	-	-
158		NABRUN GHOSH			2,402	2,402	-	Employees Claims	0.03%	0.0005%	0.0005%	-	-	-	-
159		NAURATAN SINGH			2,885	2,885	-	Employees Claims	0.03%	0.0006%	0.0006%	-	-	-	-
160		NISHIKANT RAJAK			4,777	4,777	-	Employees Claims	0.05%	0.0010%	0.0011%	-	-	-	-
161		NITISH SHRIVASTAVA			4,387	4,387	-	Employees Claims	0.05%	0.0009%	0.0010%	-	-	-	-
162		OMPRAKASH GUPTA			11,854	11,854	-	Employees Claims	0.13%	0.0024%	0.0026%	-	-	-	-
163		PRABHAKAR RAO			36,035	36,035	-	Employees Claims	0.41%	0.0074%	0.0080%	-	-	-	-
164		PRAKASH M. SIDDHESHWER			88,742	88,742	-	Employees Claims	1.01%	0.0182%	0.0197%	-	-	-	-
165		RAHUL KUMAR			3,052	3,052	-	Employees Claims	0.03%	0.0006%	0.0007%	-	-	-	-
166		RAJENDRA PRASAD VERMA			7,585	7,585	-	Employees Claims	0.09%	0.0016%	0.0017%	-	-	-	-
167		RAM KISHORE CHAKRAVARTY			2,624	2,624	-	Employees Claims	0.03%	0.0005%	0.0006%	-	-	-	-
168		RAMJI SINGH			17,583	17,583	-	Employees Claims	0.20%	0.0036%	0.0039%	-	-	-	-
169		RANJEET SINGH			33,120	33,120	-	Employees Claims	0.38%	0.0068%	0.0074%	-	-	-	-
170		RAVINDRA KUMAR			68,503	68,503	-	Employees Claims	0.78%	0.0141%	0.0152%	-	-	-	-
171		ROSHAN LAL			7,533	7,533	-	Employees Claims	0.09%	0.0015%	0.0017%	-	-	-	-
172		S.P.PATNAIK			43,654	43,654	-	Employees Claims	0.50%	0.0090%	0.0097%	-	-	-	-



Sl. No.	Name of authorised Representative if any	Name of Employee	Identification No.	Details of claim received			Details of claim admitted				(Amount in Rs.)					
				Date of receipt	Amount claimed	Amount of claim admitted	Amount of claim for the period of preceding of twelve months preceding the liquidation commencement date	Nature of claim	% of share in total amount of claim admitted of Employees	% share in total amount of claims admitted of all categories	% share in total amount of claims admitted of all categories (Excluding promoter shareholders for voting purpose)	Amount of contingent claim	Amount of any mutual dues, that may be set-off	Amount of claim rejected	Amount of claim under verification	Remarks, if any
173		SACHIN SADASHIV KARVE			6,809	6,809	-	Employees Claims	0.08%	0.0014%	0.0015%	-	-	-	-	
174		SANJAY KUMAR DIXIT			71,303	71,303	-	Employees Claims	0.81%	0.0146%	0.0158%	-	-	-	-	
175		SANJIB GHOSH			4,692	4,692	-	Employees Claims	0.05%	0.0010%	0.0010%	-	-	-	-	
176		SAROJ KUMAR BEHERA			15,887	15,887	-	Employees Claims	0.18%	0.0033%	0.0035%	-	-	-	-	
177		SHANTANU ROY CHOUDHURY			10,209	10,209	-	Employees Claims	0.12%	0.0021%	0.0023%	-	-	-	-	
178		SHYAM LAL SINGH			30,600	30,600	-	Employees Claims	0.35%	0.0063%	0.0068%	-	-	-	-	
179		SHYAM RAO RAMCHANDRA			2,853	2,853	-	Employees Claims	0.03%	0.0006%	0.0006%	-	-	-	-	
180		SIDDHARTHA SINHA			10,444	10,444	-	Employees Claims	0.12%	0.0021%	0.0023%	-	-	-	-	
181		SUBRATA KAR			3,089	3,089	-	Employees Claims	0.04%	0.0006%	0.0007%	-	-	-	-	
182		SUDEEP KUMAR			75,615	75,615	-	Employees Claims	0.86%	0.0155%	0.0168%	-	-	-	-	
183		SUMEET KUMAR SINGH			13,316	13,316	-	Employees Claims	0.15%	0.0027%	0.0030%	-	-	-	-	
184		SUNIL KUMAR DUBEY			6,229	6,229	-	Employees Claims	0.07%	0.0013%	0.0014%	-	-	-	-	
185		SUNIL MALHOTA			2,639	2,639	-	Employees Claims	0.03%	0.0005%	0.0006%	-	-	-	-	
186		UDAY KUMAR PATIL			48,418	48,418	-	Employees Claims	0.55%	0.0099%	0.0108%	-	-	-	-	
187		UMESH CHAND			5,898	5,898	-	Employees Claims	0.07%	0.0012%	0.0013%	-	-	-	-	
188		UTTAM KUMAR VERMA			2,887	2,887	-	Employees Claims	0.03%	0.0006%	0.0006%	-	-	-	-	



															(Amount in Rs.)	
Sl. No.	Name of authorised Representative if any	Name of Employee	Identification No.	Details of claim received		Details of claim admitted					Amount of contingent claim	Amount of any mutual dues, that may be set-off	Amount of claim rejected	Amount of claim under verification	Remarks, if any	
				Date of receipt	Amount claimed	Amount of claim admitted	Amount of claim for the period of twelve months preceding the liquidation commencement date	Nature of claim	% of share in total amount of claim admitted of Employees	% share in total amount of claims admitted of all categories						% share in total amount of claims admitted of all categories (Excluding promoter shareholders for voting purpose)
189		V RAMAKRISHNA			692	692	-	Employees Claims	0.01%	0.0001%	0.0002%	-	-	-	-	
190		V.T. PATKAR			5,401	5,401	-	Employees Claims	0.06%	0.0011%	0.0012%	-	-	-	-	
191		VIJAY KUMAR PANDEY			54,067	54,067	-	Employees Claims	0.61%	0.0111%	0.0120%	-	-	-	-	
Total					1,24,43,460	87,94,185	-		100.00%	1.80%	1.95%	-	3,02,110	32,98,633	-	
<p>Note (1): Claims of Employees at Sl. No. 1 to 66 are as per claims received by the Liquidator</p> <p>Note (2): Claims of Employees at Sl. No. 67 to 191 are as per books of account of the Corporate Debtor for which no claims received by the Liquidator</p> <p>Note (3): Claims not supported by requisite documents, which were held under verification, have now been rejected due to non-receipt of document till date</p> <p>Note (4): Claim at Sl. No. 75 is of Ex-Director of the Corporate Debtor and shall be adjustable against avoidable transactions, the application of which is pending adjudication by the Hon'ble NCLT.</p> <p>Note (5): There are no claims of employees of CIRP period to be added to the list of claims during Liquidation period.</p> <p>Note (6): The amount claimed by the Provident Fund Authorities is Rs. 1,30,66,267, which is the amount determined by their Order dated 29.06.2021 under section 7A of Employees Provident Fund and Miscellaneous Provisions Act, 1952 and employee wise details of the amount of demand is not available for the entire amount. The said claim for Rs. 1,30,66,267 has been admitted by the Liquidator and included as admitted claim in List of Operational Creditor (Government Dues), Annexure 5 of this List of Claims as Due to Employee Provident Fund Organisation (EPFO)</p> <p>Note (7): The dues of workmen and employees are without taking into consideration amounts claimed by them on account of Provident Fund, and inclusive of Gratuity</p>																

